








Roath Park Primary School Ysgol Gynradd Parc y Rhath

“Living Together, Learning Together, Growing Together” | “Byw Gyda’n Gilydd, Dysgu Gyda’n Gilydd, Tyfu Gyda’n Gilydd”

Thank you to Robin Hood MAT for sharing this resource. - Learning Project- The NHS The project this week aims to provide opportunities for your child to learn more about our wonderful NHS. Learning may focus on the history of the NHS, significant people including local NHS workers and generally showing appreciation and support for our heroes. **#TheLearningProjects #ThankYouNHS**

<p>Red is for... LOVE</p> 	<p>Orange is for... ENERGY</p> 	<p>Yellow is for... HAPPINESS</p> 	<p>Green is for... SAFETY</p> 	<p>Blue is for... APPRECIATION</p> 
<ul style="list-style-type: none"> • It’s important that we continue to look after one another after this. Write or record a pledge to your family or community. • Make a thank you poster, record a video or write a letter of gratitude to the NHS staff. Share this online with adult help. • Make a heart to show your love for the NHS and Key Workers. This could be made from salt dough, pebbles from the garden, bread or anything else you can think of. 	<ul style="list-style-type: none"> • Take part in the weekly #ClapfourNHS #ClapfourKeyWorkes to show your appreciation. • Your daily exercise could be a walk close to home. Take photographs of everything that made you smile on your walk. • Complete the Joe Wicks activity at least 3 times a week. 	<ul style="list-style-type: none"> • Rainbows are a sign of hope. Draw or paint a rainbow and display it in your window. Already have a rainbow? Get inventive and find a different way to produce this colourful symbol. • If you could send the NHS workers anything to make them smile, what would you send them? Draw a picture of the perfect gift. • Share a smile for our Key Workers. You could take a photograph and Tweet it (with adult help), or you could get creative and make your own smile using materials from around the home. • The NHS staff show kindness and spread happiness every day. Create a Kindness Jar by writing acts of kindness and popping them into the jar. 	<ul style="list-style-type: none"> • Make a Stay at Home, Protect the NHS, Save Lives poster. Display this next to the rainbow in your window. • We can help to keep ourselves and others safe. Write a set of instructions for calling 999 or giving CPR. 	<ul style="list-style-type: none"> • There are many NHS facilities in our communities. Identify them on a map and count how many are close by. • Interview somebody who has used the NHS. This could be somebody in your household or you could call a family member. What do they want to thank our NHS for?