


Islands



This game is to help your child hear the difference between different sounds.

Cut out the attached sound pictures and check your child knows what each picture is before you start.

Place the pictures on cushions or pillows to make islands. Each island should be a few feet apart from the others.

You say the sound and your child runs to the right island. If they go wrong they may get eaten by a shark!




Remember to let your child be teacher. They say the sound and you go to the island. You must go to the one they say not the one you think they mean. See if they can spot your mistakes.





















Variations

To make this game easier decrease the number of islands.

To make this game harder increase the number of islands.





 <p>/p/</p>	 <p>/b/</p>	 <p>/t/</p>	 <p>/d/</p>
 <p>/k/</p>	 <p>/g/</p>	 <p>/m/</p>	 <p>/n/</p>
 <p>/f/</p>	 <p>/v/</p>	 <p>/s/</p>	 <p>/z/</p>
 <p>/l/</p>	 <p>/r/</p>	 <p>/w/</p>	 <p>/y/</p>
 <p>/ch/</p>	 <p>/j/</p>	 <p>/sh/</p>	 <p>/th/</p>